



WBE758

WiFi 7



# Insight Managable WiFi 7 Access Point

## Advanced WiFi for Advanced Business

The WBE758 expands the NETGEAR Insight Cloud Access Point products to offer a next generation tri-band access point that includes a new and ultra wide, ultra fast WiFi frequency band. The WBE758 is a 2.4GHz, 5GHz and 6GHz tri-band design delivering up-to 7.8Gbps total WiFi throughput, supported by a 10G/Multi-Gigabit Power-over-Ethernet port, and industry leader of technology innovation and performance in its product class.

The WBE758 enables industry's next generation WiFi standard, WiFi 7 operating on 6GHz band, delivering unprecedented data throughput speed and available channels for WiFi connectivity with smartphones, IoTs, and computers.

The newly expanded 6GHz band provides up to 2.4 times more channels for WiFi communication, enabling the WBE758 to deliver faster speed, handling more client devices in a significantly less congested environment.

WiFi 7 operates in 2.4GHz, 5GHz, and 6GHz bands, with 80MHz channelization in the 5GHz band. By contrast, WiFi 6 operates in 2.4GHz, 5GHz, and 6GHz bands, with 320MHz channelization in the 6GHz band. By enabling the 320MHz channels, the WBE758 delivers up to twice the speed in the 5GHz band than WiFi 6 Release 1 access points.

The WBE758 is ideal in high density client device environments such as schools, hotels, restaurants and conference centers, and provides enterprise-grade WiFi network security. With Insight management, WBE758 works seamlessly with your current NETGEAR Insight managed switches, WiFi access points and network storage, and is compatible with previous generation WiFi devices (WiFi 5 802.11ac for example) and WiFi access points. Enjoy a 4-Year Insight subscription included with WBE758.

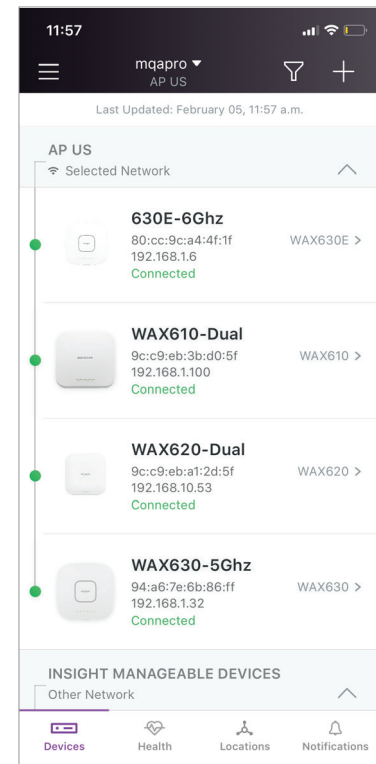
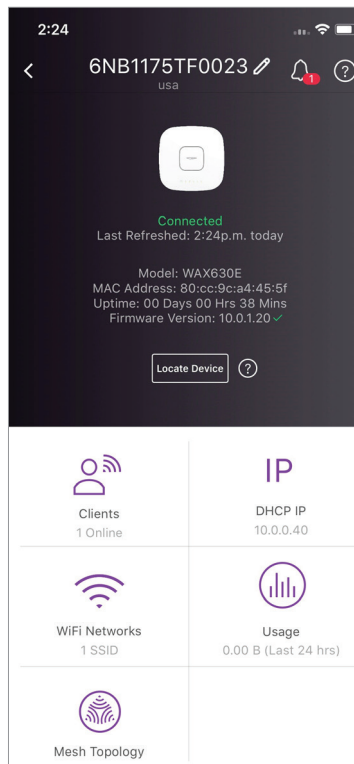
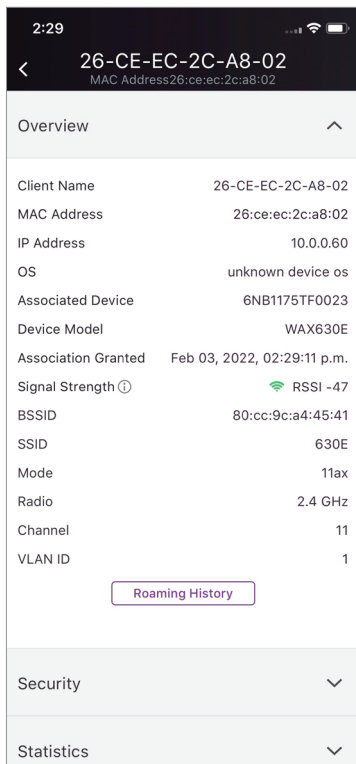
With the updated WiFi 7 (802.11be) technology such as preamble puncturing, multi-link operation and increased speeds, coverage, and capacity, you can feel confident that you're getting the highest performance WiFi that's set for years to come! Plus the assurance that you can now add more connected devices on your business WiFi network without any slowdowns or blind spots.

The WBE758 combined with Insight, helps businesses with an easy way to manage their network even without an IT expert, providing great WiFi connection leaving each of their customers satisfied as a network user.

The WBE758 is compatible with other Pro WiFi Insight managed access points to form a scalable wireless network.

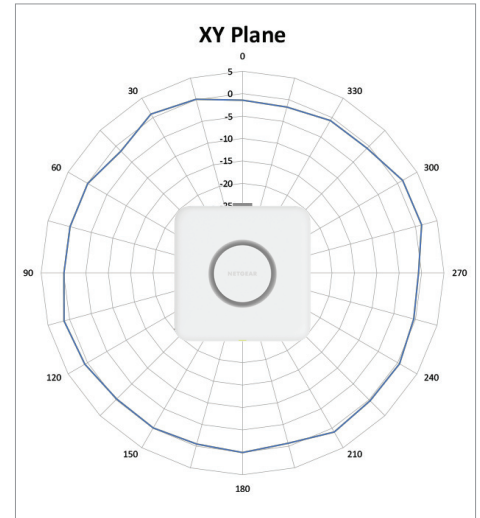
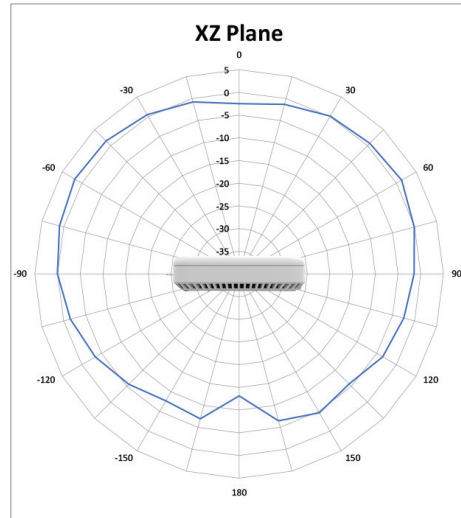
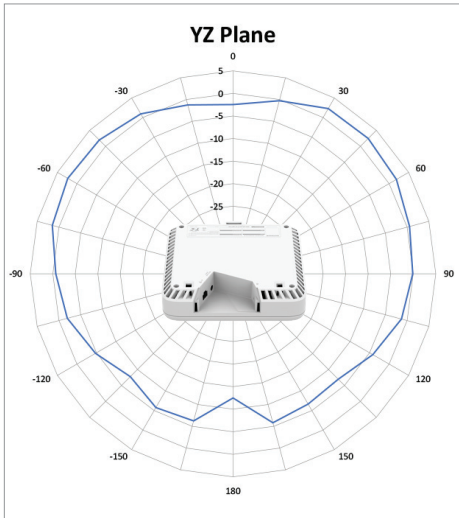
### Business features for higher speed, greater coverage and higher density tri-band WiFi

- Business-class WiFi based on next generation 802.11be WiFi 7 technology on 6.0GHz, 5.0GHz and 2.4GHz bands. (Backward compatible to 802.11g/b/n/a/ac/ax)
- Support 320MHz channelization in the 6GHz channel and 160MHz and in the 5GHz channel to deliver 2.4 times the throughput compared to previous generation
- Tri-band, 2.4GHz, 5.0GHz, 6.0GHz, 8 streams of data for an aggregate throughput of up to 18.4Gbps
- Instant WiFi Mesh forming wireless backhaul with other Pro WiFi Insight managed access points to form a WiFi mesh network
- 100% more throughput in 4-stream 5.0GHz band compared to previous generation
- 4 times more client device supported
- Enterprise security and Enhanced Open security, such as WPA3, WPA2 Enterprise, WPA3 Enterprise, 8x SSID, Dynamic VLAN and VLAN
- Basic Service Set Coloring (BSS Coloring) enabling significant improvement in radio frequency channel efficiency and reduction of interference
- Orthogonal Frequency Division Multiple Access (OFDMA) allowing simultaneous services to multiple devices in the same channel thus improving bandwidth efficiency and reducing latency
- 10G/Multi-Gigabit PoE++ (802.3bt) Ethernet port, backward compatible with 100M/1G/2.5G/5G connections, supported by NETGEAR [MS510TXUP](#), [MS324TXUP](#), [MS108TUP](#), and other Multi-Gigabit Ethernet switches
- Target Wake Time (TWT) allows more efficient power usage resulting in longer battery life in WiFi 6 client devices
- Beamforming+; Advanced 6th generation WiFi technology such as up and downstream MU-MIMO
- Remote management and monitoring from NETGEAR Insight app or Cloud portal for unrivaled management experience of your wireless network.
- Quick installation and setup through NETGEAR Insight app or Cloud portal. No additional hardware needed.
- Market leading 5-year warranty with 24x7 chat support for peace of mind

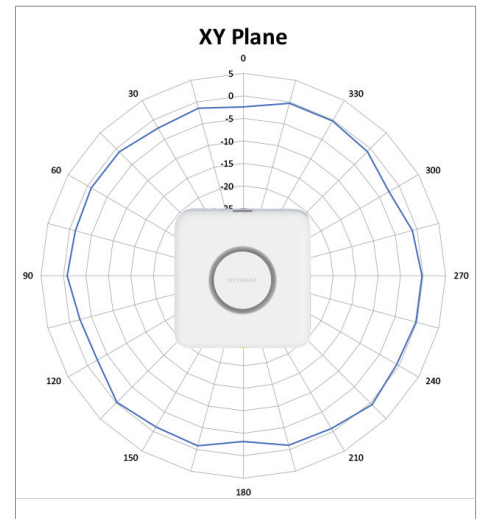
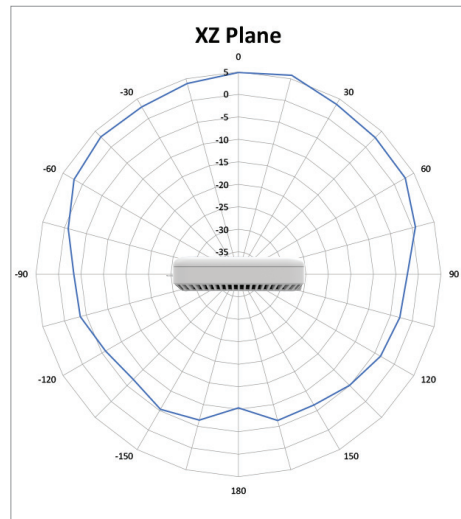
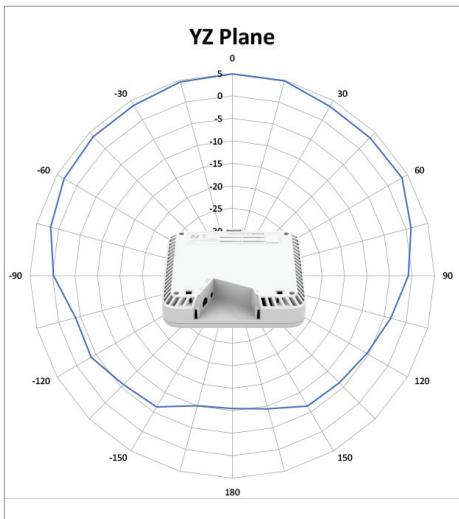


## Radio Patterns for WBE758

### Radio Pattern for 2.4GHz

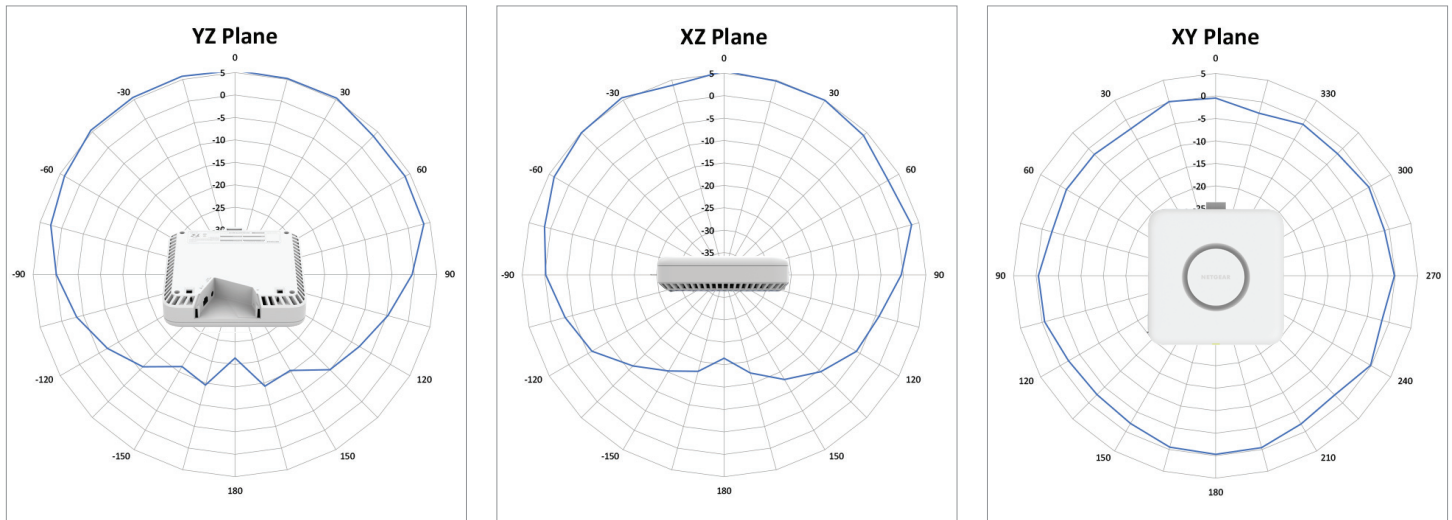


### Radio Pattern for 5GHz



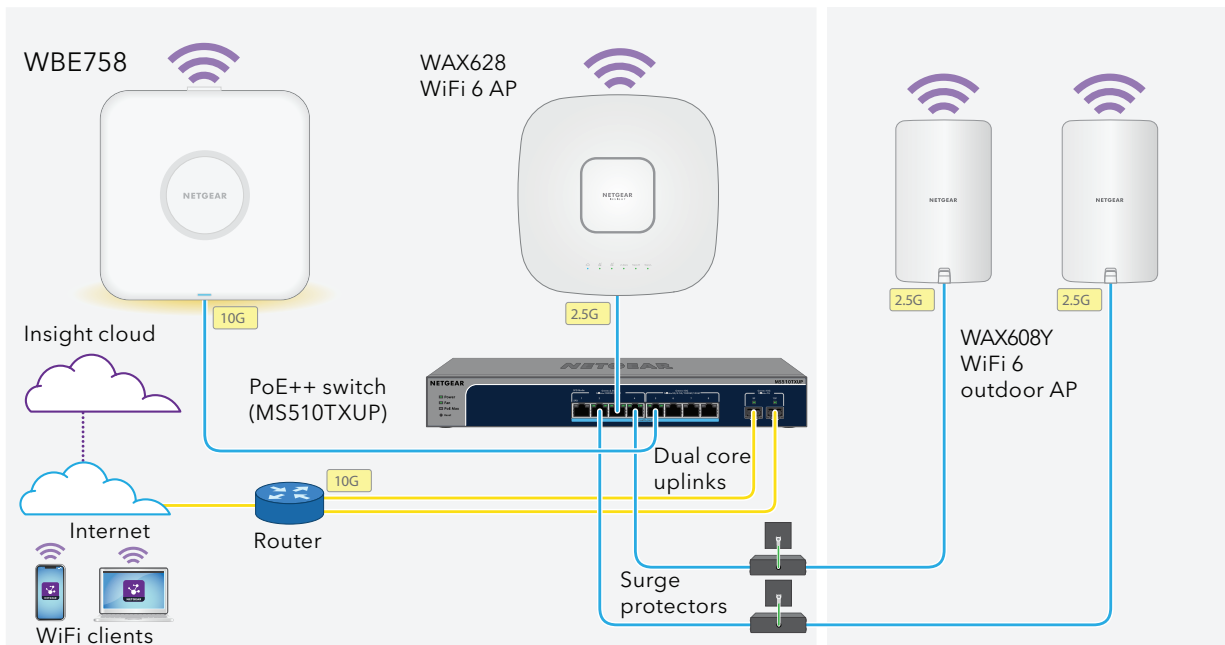
## Radio Patterns for WBE758

### Radio Pattern for 6GHz



## Example Application

### WBE758 Deployment Scenario



**NETGEAR**<sup>®</sup>  
INSIGHT

Simply activate NETGEAR Insight Cloud management to manage your network. Anytime. Anywhere.

Activating NETGEAR Insight Cloud management enables users to experience simpler configuration and deployment from anywhere using the NETGEAR Insight app from mobile devices or the Insight Cloud portal from any device with a web browser.

Unique advanced management features of these Insight managed devices include:

- Remote monitoring and management with performance dashboards and troubleshooting features including remote reboot, port and PoE advanced configuration including remote enable/disable/power-cycle, PoE scheduling, and firmware updates with auto-schedule mode
- Single pane-of-glass multi-device, multi-network, and multi-site remote monitoring and notifications with the NETGEAR Insight app
- Full-fledged local or remote access for configuration, management, and monitoring on a larger display using your tablet, laptop, or desktop computer through the NETGEAR Insight Cloud portal
- Configurable in-app and email alerts and notifications
- Auto-join and configure (zero-touch provisioning) for additional Insight managed devices added to the network
- Centralized network configuration (policies) across Insight managed switches, and access points for VLANs, ACLs, QoS, LAGs, etc.
- Cloud-based network administration, monitoring, and firmware management

For more information about NETGEAR Insight-manageable device settings, please see at:  
<https://www.netgear.com/support/product/Insight.aspx>

**TOTAL NETWORK  
SOLUTION**

As a part of NETGEAR's Total Network Solution, this product is compatible with a wide range of routers, access points and switches that can be remotely managed through the Insight Remote Cloud Management platform.

Find out more: [www.netgear.com/total](http://www.netgear.com/total)

## Technical Specifications

| Product Comparison                                  | WBE758  |
|---|---|
| WiFi Standards                                      | 6.0GHz: 802.11802.11ax/be<br>5.0GHz: 802.11a/n/ac/ax/be<br>2.4GHz: 802.11b/g/n/ax |
| Wireless Mode (Transmit x Receive)                  | 4x4 in 6.0GHz<br>4x4 in 5.0GHz<br>4x4 in 2.4GHz                                   |
| Channelization                                      | 5GHz: 20/40/80/160MHz<br>6GHz: 20/40/80/160/320MHz                                |
| OFDM/OFDMA  | OFDM and OFDMA  |
| BSS Coloring  | Yes   |
| Multi-User MIMO                                     | Bidir and MU-MIMO   |
| Target Wake Time (TWT)                              | Yes   |
| Maximum Theoretical Throughput                      | 18.4Gbps  |
| Maximum Theoretical Throughput per Band             | 6.0GHz: 11,530Mbps<br>5.0GHz: 5,765Mbps<br>2.4GHz: 1,147Mbps                      |
| Antenna Gain  | Internal 4.4/6.3/3.1 dBi<br>(2.4GHz/5GHz/6GHz)                                    |
| Power over Ethernet (PoE)                           | 802.3bt/at  |
| PoE Power Consumption                               | 39W   |
| Centralized Management                              | NETGEAR Insight Cloud   |
| Secure Socket Layer (SSL)                           | Yes   |
| <b>Wireless Distribution System(WDS)</b>            |   |
| Repeater  | Yes   |
| Bridge Point-to-point/Multi-point                   | Yes   |
| Simultaneous Bridge and Wireless Client Association | Yes   |
| <b>Security</b>                                     |   |
| WiFi Protected Access (WPA/WPA2 WPA3), 802.11i      | Yes   |
| MAC address filtering with access control           | Yes   |
| 802.1x RADIUS support with EAP TLS, TTLS, PEAP      | Yes   |
| Neighbor AP detection                               | Yes   |
| Block SSID Broadcast                                | Yes   |
| VLAN Support  | Yes   |
| Guest Network/Captive Portal                        | Yes   |
| Bandwidth management                                | Yes   |
| Link Layer Discovery Protocol                       | Yes   |
| Bandsteering  | Yes   |
| <b>Instant WiFi Mesh</b>                            |   |
| Wireless backhaul to form Mesh Network              | Yes   |

## Technical Specifications

| <b>Standards</b>  |  | <b>WBE758</b>                                |
|---|--|--|
| IEEE 802.11ax WiFi 6 standard   |  | Yes  |
| WMM Wireless Multimedia Prioritization                                  |  | Yes  |
| WDS Wireless Distribution System  |  | Yes  |
| Power over Ethernet (PoE) IEEE 802.3af                                  |  | No   |
| Power over Ethernet (PoE) IEEE 802.3at                                  | Yes, max throughput will reduce by 50% on 2.4GHz, 25% on 5GHz and 25% on 6GHz.   |  |
| Power over Ethernet (PoE) IEEE 802.3bt                                  |  | Yes  |
| <b>Physical Specifications</b>  |  |  |
| Dimensions W x D x H  |  | 172 x 172 x 44 mm<br>(6.77 x 6.77 x 1.73 in) |
| Weight  |  | 0.95 kg (2.09 lb)                            |
| <b>Environmental Specifications</b>                                     |  |  |
| Operating temperature   |  | 0° to 40°C (32° to 104°F)                    |
| <b>Physical Interfaces</b>  |  |  |
| Interface   | One 10G /Multi-Gigabit PoE++ port (IEEE 802.3at or 802.3bt doesn't support IEEE 802.3af)   |  |
| Power adapter (not included)  | 12VDC, 3.5A; plug is localized to country of sale  |  |
| LED   | One (1): Power and cloud connection;<br>Two (2): LAN ports; Three (3):<br>Radio (2.4GHz, 5GHz, 6GHz)                             |  |
| <b>Security</b>   |  |  |
| WiFi Protected Access® (WPA, WPA2, WPA3)                                |  | Yes  |
| WPA2 and WPA3 Enterprise  |  | Yes  |
| Wireless access control to identify authorized wireless network devices |  | Yes  |
| MAC address authentication  |  | Yes  |
| <b>Network Management</b>   |  |  |
| NETGEAR Insight Cloud Management  | App management for setup, monitoring and management  |  |
| <b>Advanced Wireless</b>  |  |  |
| Wireless Distribution System (WDS)                                      | Repeater mode<br>Adjustable Transmit Power Control (TPC)<br>Device detection<br>Identify type of wireless clients in the network |  |

## Technical Specifications

|  |  |  |
|--|--|--|
| <b>Package Contents</b>                |  | <b>WBE758</b>  |
|  |  | WBE758 Insight Manageable Access Point<br>Wall/ceiling mount kit<br>Installation guide |
| <b>Warranty and Support</b>            |  |  |
| Hardware Limited Warranty              |  | 5 years  |
| Next-Business-Day (NBD) Replacement    |  | 5 years  |
| Technical support (online, phone)      |  | 90 days free from date of purchase*  |
| ProSupport Category                    |  | 2  |
| ProSUPPORT OnCall 24x7 Service Packs** |  | PMB0312-10000S, 1 year   |
|  |  | PMB0332-10000S, 3 years  |
|  |  | PMB0352-10000S, 5 years  |
| <b>Ordering Information</b>            |  |  |
| WBE758-111APS                          |  | Asia Pacific   |
| WBE758-111EUS                          |  | Europe   |
| WBE758-111NAS                          |  | US   |

\*This product comes with a limited warranty that is valid only if purchased from a NETGEAR authorized reseller, and covers unmodified hardware, fans and internal power supplies - not software or external power supplies, and requires product registration using the Insight mobile app or Insight Cloud portal within 90 days of purchase; see <https://www.netgear.com/about/warranty> for details. Intended for indoor use only.

\*\*The NETGEAR OnCall 24x7 contract provides unlimited phone, chat and email technical support for your networking product.

NETGEAR and the NETGEAR logo are trademarks and/or registered trademarks of NETGEAR, Inc. and/or its subsidiaries in the United States and/or other countries. Other brand names mentioned herein are for identification purposes only and may be trademarks of their respective holder(s). Information is subject to change without notice.  
© 2024 NETGEAR, Inc. All rights reserved.